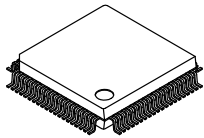


MECHANICAL CASE OUTLINE

PACKAGE DIMENSIONS

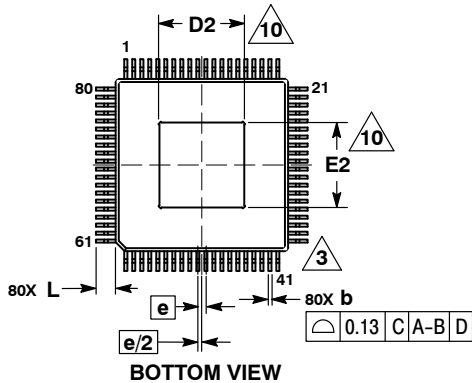
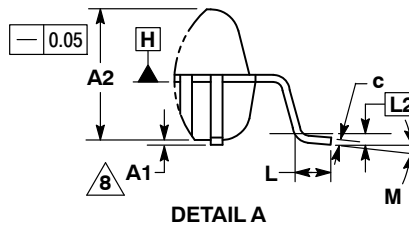
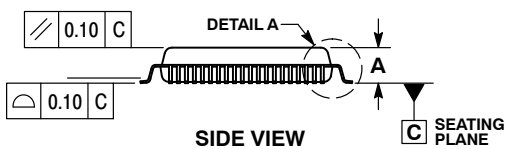
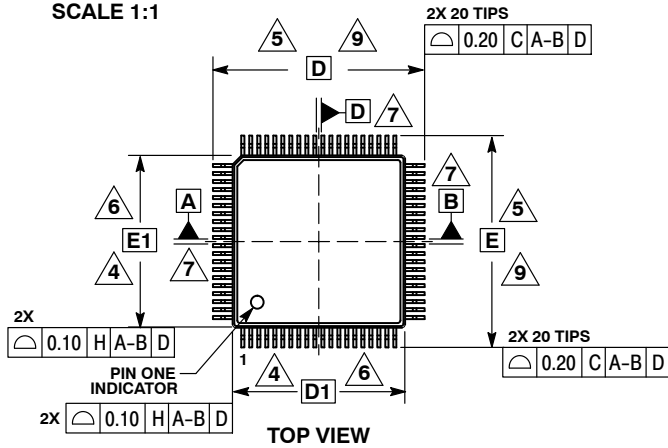
ON Semiconductor®



SCALE 1:1

PQFP80 14x14, 0.65P
CASE 122CG
ISSUE 0

DATE 13 MAR 2013

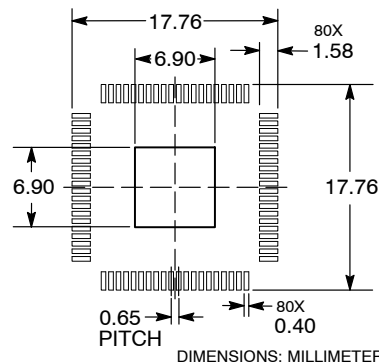


NOTES:

1. DIMENSIONING AND TOLERANCING PER ASME Y14.5M, 1994.
2. CONTROLLING DIMENSIONS: MILLIMETERS.
3. DIMENSION *b* DOES NOT INCLUDE DAMBAR PROTRUSION. DAMBAR PROTRUSION SHALL BE 0.08 MAX. AT MMC. DAMBAR CANNOT BE LOCATED ON THE LOWER RADIUS OF THE FOOT. MINIMUM SPACE BETWEEN PROTRUSION AND ADJACENT LEAD IS 0.07.
4. DIMENSIONS *D1* AND *E1* DO NOT INCLUDE MOLD FLASH, GATE BURRS, OR PROTRUSIONS. MOLD FLASH, GATE BURRS, OR PROTRUSIONS SHALL NOT EXCEED 0.25 PER SIDE. DIMENSIONS *D1* AND *E1* ARE MAXIMUM PLASTIC BODY SIZE INCLUDING MOLD MISMATCH.
5. THE TOP PACKAGE BODY SIZE MAY BE SMALLER THAN THE BOTTOM PACKAGE SIZE BY AS MUCH AS 0.15.
6. DIMENSIONS *D1* AND *E1* TO BE DETERMINED AT DATUM PLANE H.
7. DATUMS A-B AND D ARE DETERMINED AT DATUM PLANE H.
8. *A1* IS DEFINED AS THE VERTICAL DISTANCE FROM THE SEATING PLANE TO THE LOWEST POINT ON THE PACKAGE BODY.
9. DIMENSIONS *D* AND *E* TO BE DETERMINED AT DATUM PLANE C.
10. EXPOSED PAD TO BE COPLANAR WITH THE BOTTOM OF THE PACKAGE.

MILLIMETERS		
DIM	MIN	MAX
A	---	2.95
A1	0.05	0.15
A2	2.70 REF	
<i>b</i>	0.20	0.30
<i>c</i>	0.10	0.30
D	17.20 BSC	
D1	14.00 BSC	
D2	6.70	7.10
E	17.20 BSC	
E1	14.00 BSC	
E2	6.70	7.10
<i>e</i>	0.65 BSC	
L	0.60	1.00
L2	0.25 BSC	
M	0°	10°

RECOMMENDED SOLDERING FOOTPRINT*



DIMENSIONS: MILLIMETERS

*For additional information on our Pb-Free strategy and soldering details, please download the ON Semiconductor Soldering and Mounting Techniques Reference Manual, SOLDERRM/D.

DOCUMENT NUMBER:	98AON87534E	Electronic versions are uncontrolled except when accessed directly from the Document Repository. Printed versions are uncontrolled except when stamped "CONTROLLED COPY" in red.
DESCRIPTION:	PQFP80 14x14, 0.65P	PAGE 1 OF 1

ON Semiconductor and are trademarks of Semiconductor Components Industries, LLC dba ON Semiconductor or its subsidiaries in the United States and/or other countries. ON Semiconductor reserves the right to make changes without further notice to any products herein. ON Semiconductor makes no warranty, representation or guarantee regarding the suitability of its products for any particular purpose, nor does ON Semiconductor assume any liability arising out of the application or use of any product or circuit, and specifically disclaims any and all liability, including without limitation special, consequential or incidental damages. ON Semiconductor does not convey any license under its patent rights nor the rights of others.