

# ACUROS® CQD® 640L USB3 SWIR Camera

## ACUROS-0640-USB3-003

The ACUROS CQD L-Series SWIR cameras feature large sensor area, low angular dependence and a longer working distance for highly divergent emitters and collimated beams. Acuros cameras deliver high resolution, high dynamic range and very high detectivity imaging from 400 to 1700 nm. The L-Series cameras are designed for use in laser beam diagnostics, laser beam imaging and laser alignment applications by mitigating interference fringing sources.

Please see the Acuros eSWIR product line for expanded sensitivity capabilities from 400 nm to 2000 nm.

### SPECIFICATIONS

Table 1. ELECTRO-OPTICAL SPECIFICATIONS

Parameter	Value/Description
Sensor	ACUROS CQD sensor
Temperature Stabilization	Single-stage thermo-electric cooler
Sensor Array Format	640 x 512
Resolution	0.33 MP (megapixel)
Spectral Band	400–1700 nm
Array Size	9.6 mm x 7.7 mm, 12.3 mm diagonal
Pixel Pitch	15 μm x 15 μm
Max Frame Rate at Full Resolution	270 fps (8, 10, 12, 14 bit)
Pixel Operability	99.9% typical, 99.75% min
Bit Depth	8, 10, 12, 14 bit selectable
Integration Type	Snapshot global shutter
Trigger	External TTL
Integration Time	100 μs to 4 s
Dynamic Range	70 dB typical
Windowing & Windowing Frame Rate	Array centered. Scales inversely to window size
Laser Beam Fringeless Operation	Yes
Binning Arrays	2 x 2, 4 x 4
Non-uniformity Correction	2-point non-uniformity correction
Temporal Dark Noise	80/70/65 e <sup>-</sup> typical
Quantum Efficiency	See typical QE curve (Figure 5)



### ORDERING INFORMATION

Part Number
ACUROS-0640-USB3-003

### Features

- Large Sensor Size
- Short Working Distance for Highly Divergent Beams
- Low Angular Dependence
- Dynamic Range up to 70 dB
- Linear Photoresponse
- VGA Resolution
- TEC Cooling
- Low Noise
- USB3 Vision
- Visible-SWIR

### Applications

- Laser Beam Diagnostics
- Laser Beam Imaging
- Laser Alignment

# ACUROS-0640-USB3-003

**Table 2. ENVIRONMENTAL & POWER SPECIFICATIONS, TYPICAL PERFORMANCE**

Parameter	Value/Description
Operating Case Temperature	-20 °C to +55 °C
Power Consumption	6.5–12 W depending on TEC settings
Power Supply Voltage	6–16 V dc
Regulatory Compliance	CE mark

**Table 3. MECHANICAL SPECIFICATIONS**

Parameter	Value/Description
Dimensions Excluding Lens	6.1 x 6.1 x 9.1 cm (C-mount)
Weight Excluding Lens	508 grams with (C-mount) adapter
Lens Mounts	Standard mount (C-mount). Inquire for other options.
Power Connector	Hirose 12-pin, HR10A-10R-12PB (71)
Trigger Connector	BNC

**Table 4. SOFTWARE AND USER INTERFACE**

Parameter	Value/Description
Software Development Kit	Windows GUI & Pleora eBUS SDK (Linux, Windows, macOS)
GenICam Compliance	Yes
Interface	USB3 Vision

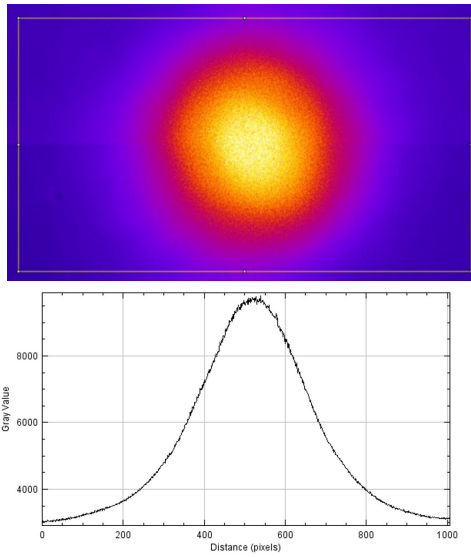


**Figure 1. Lens Mount**



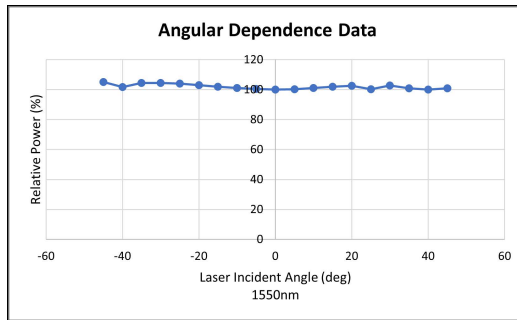
**Figure 2. USB Vision Interface**

# ACUROS-0640-USB3-003

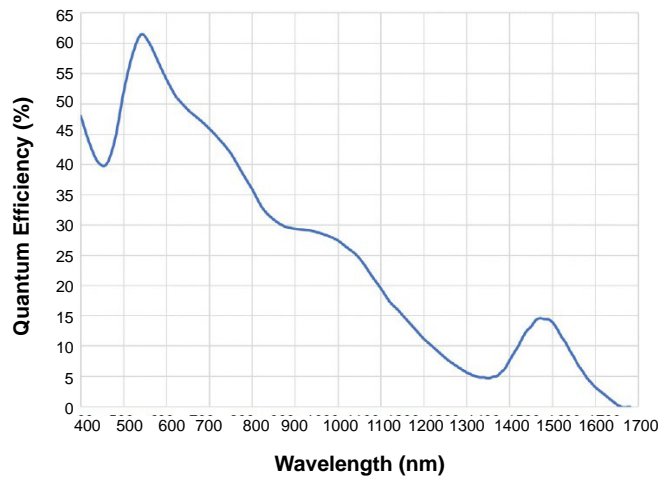


1550 nm Laser image and corresponding line file (false color added post image)

**Figure 3. ACUROS CQD SWIR Camera Image of Laser**



**Figure 4. Angular Dependence Data**

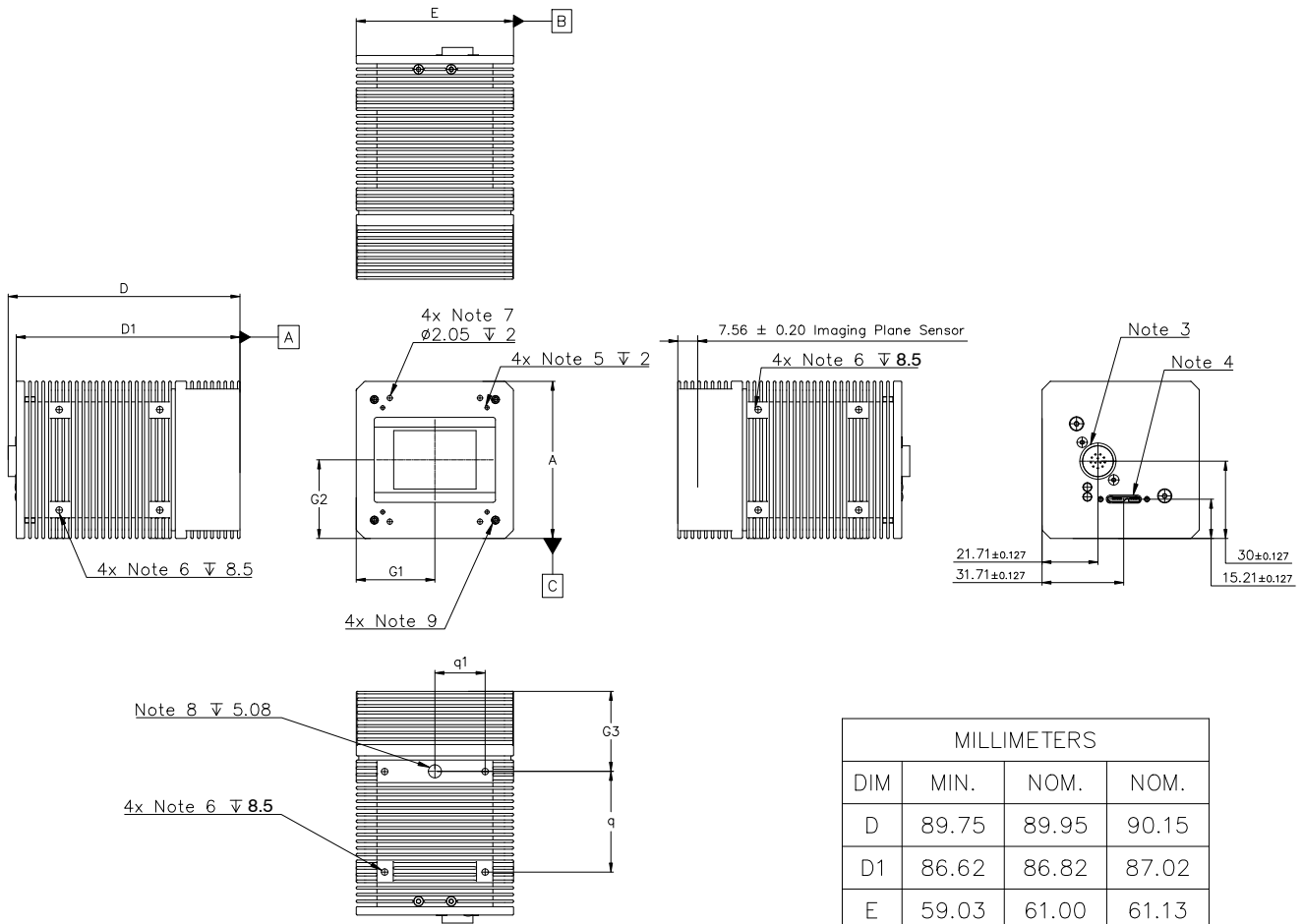


**Figure 5. Typical QE Performance**

ACUROS, CQD and SWIR VISION SYSTEMS are registered trademarks of Semiconductor Components Industries, LLC dba "onsemi" or its affiliates and/or subsidiaries in the United States and/or other countries. All other brand names and product names appearing in this document are registered trademarks or trademarks of their respective holders.

**CMOD 89.95x61.00x61.00**  
**CASE 810AE**  
**ISSUE O**

DATE 04 OCT 2024



- NOTES:
1. DIMENSIONING AND TOLERANCING PER ASME Y14.5M. 2018.
  2. CONTROLLING DIMENSION: MILLIMETER
  3. HIROSE 12 PIN CONNECTOR
  4. USB 3.0 Micro-B
  5. M2x0.4 ± 2
  6. M3X0.5 DEPTH ± 8.5
  7. REGISTRATION HOLES ø2.05
  8. 1/4-20 UNC DEPTH ± 5.08
  9. M2X6

MILLIMETERS			
DIM	MIN.	NOM.	NOM.
D	89.75	89.95	90.15
D1	86.62	86.82	87.02
E	59.03	61.00	61.13
A	59.03	61.00	61.13
G1	30.37	30.50	30.63
G2	30.37	30.50	30.63
G3	30.84	31.04	31.24
q	38.98	39.11	39.24
q1	19.37	19.50	19.63

<b>DOCUMENT NUMBER:</b>	<b>98AON65072H</b>	Electronic versions are uncontrolled except when accessed directly from the Document Repository. Printed versions are uncontrolled except when stamped "CONTROLLED COPY" in red.
<b>DESCRIPTION:</b>	<b>CMOD 89.95x61.00x61.00</b>	<b>PAGE 1 OF 1</b>

onsemi and ONSEMI are trademarks of Semiconductor Components Industries, LLC dba onsemi or its subsidiaries in the United States and/or other countries. onsemi reserves the right to make changes without further notice to any products herein. onsemi makes no warranty, representation or guarantee regarding the suitability of its products for any particular purpose, nor does onsemi assume any liability arising out of the application or use of any product or circuit, and specifically disclaims any and all liability, including without limitation special, consequential or incidental damages. onsemi does not convey any license under its patent rights nor the rights of others.

**onsemi**, **Onsemi**, and other names, marks, and brands are registered and/or common law trademarks of Semiconductor Components Industries, LLC dba "**onsemi**" or its affiliates and/or subsidiaries in the United States and/or other countries. **onsemi** owns the rights to a number of patents, trademarks, copyrights, trade secrets, and other intellectual property. A listing of **onsemi**'s product/patent coverage may be accessed at [www.onsemi.com/site/pdf/Patent-Marking.pdf](http://www.onsemi.com/site/pdf/Patent-Marking.pdf). **onsemi** reserves the right to make changes at any time to any products or information herein, without notice. The information herein is provided "as-is" and **onsemi** makes no warranty, representation or guarantee regarding the accuracy of the information, product features, availability, functionality, or suitability of its products for any particular purpose, nor does **onsemi** assume any liability arising out of the application or use of any product or circuit, and specifically disclaims any and all liability, including without limitation special, consequential or incidental damages. Buyer is responsible for its products and applications using **onsemi** products, including compliance with all laws, regulations and safety requirements or standards, regardless of any support or applications information provided by **onsemi**. "Typical" parameters which may be provided in **onsemi** data sheets and/or specifications can and do vary in different applications and actual performance may vary over time. All operating parameters, including "Typicals" must be validated for each customer application by customer's technical experts. **onsemi** does not convey any license under any of its intellectual property rights nor the rights of others. **onsemi** products are not designed, intended, or authorized for use as a critical component in life support systems or any FDA Class 3 medical devices or medical devices with a same or similar classification in a foreign jurisdiction or any devices intended for implantation in the human body. Should Buyer purchase or use **onsemi** products for any such unintended or unauthorized application, Buyer shall indemnify and hold **onsemi** and its officers, employees, subsidiaries, affiliates, and distributors harmless against all claims, costs, damages, and expenses, and reasonable attorney fees arising out of, directly or indirectly, any claim of personal injury or death associated with such unintended or unauthorized use, even if such claim alleges that **onsemi** was negligent regarding the design or manufacture of the part. **onsemi** is an Equal Opportunity/Affirmative Action Employer. This literature is subject to all applicable copyright laws and is not for resale in any manner.

---

## ADDITIONAL INFORMATION

### TECHNICAL PUBLICATIONS:

Technical Library: [www.onsemi.com/design/resources/technical-documentation](http://www.onsemi.com/design/resources/technical-documentation)  
onsemi Website: [www.onsemi.com](http://www.onsemi.com)

### ONLINE SUPPORT: [www.onsemi.com/support](http://www.onsemi.com/support)

For additional information, please contact your local Sales Representative at [www.onsemi.com/support/sales](http://www.onsemi.com/support/sales)