

MT9TV034C12STCH-GEVB

MT9V034 Evaluation Board User's Manual



ON Semiconductor®

www.onsemi.com

EVAL BOARD USER'S MANUAL

Evaluation Board Overview

The evaluation boards are designed to demonstrate the features of ON Semiconductor's image sensors products. This headboard is intended to plug directly into the Demo 2X system. Test points and jumpers on the board provide access to clock, I/Os and other miscellaneous signals.

Features

- Clock Input
 - ◆ Default – 27 MHz crystal oscillator
 - ◆ Optional Demo 2X controlled MClk
- Two Wire Serial Interface
 - ◆ Selectable base address
- Parallel Interface
- Serial LVDS Interface
- ROHS Compliant



Figure 1. MT9V034 Evaluation Board

Block Diagram

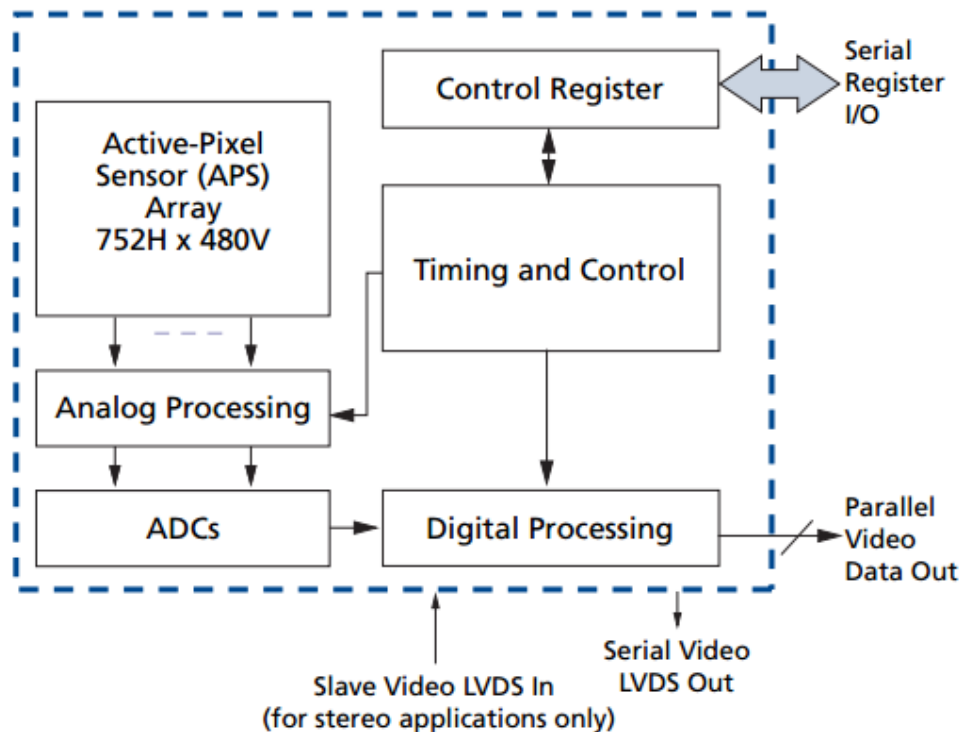


Figure 2. Block Diagram of MT9V034C12STCH-GEVB

MT9TV034C12STCH-GEVB

Top View




Figure 3. Top View of Evaluation Board – Default Jumpers

Bottom View




Figure 4. Bottom View of the Evaluation Board – Connector

MT9TV034C12STCH-GEVB

Jumper Pin Locations

The jumpers on headboards start with Pin 1 on the leftmost side of the pin. Grouped jumpers increase in pin size with each jumper added.




Figure 5. Pin Locations for a Single Jumper.
Pin 1 is Located at the Leftmost Side and Increases as it Moves to the Right



Figure 6. Address Switch Locations in their Default Positions.
The First Switch (ADR0) and the Second Switch (ADR1) of SW3 are Set to ON



Figure 7. Switch Descriptions of Switch SW4 in their Default Positions.
The First Switch (STDBY) is Set to OFF While the Second Switch (OE_N) is Set to ON

Jumper/Header Functions & Default Positions

Table 1. JUMPERS AND HEADERS

Jumper/Header No.	Jumper/Header Name	Pins	Description
J1	Config.	Open (Default)	Connects to various sensor's settings
J3	EXTCLK	Open (Default)	For connection to external clock
J4	+3V3_VDD	1-2 (Default)	Connects to on-board +3V3_VDD power supply
		Open	External power supply connection
J5	+3V3_VAA	1-2 (Default)	Connects to on-board +3V3_VAA power supply
		Open	External power supply connection
J8	RST_SELECT	2-3 (Default)	Reset set to SW1
SW1	RESET	N/A	When pushed, 400 ms reset signal will be sent to MT9V032
SW2	STDBY/OE_N	STDBY Off (Default)	EEPROM Address set to 0xA8
		STDBY On	EEPROM Address set to 0xAC
		OE_N On (Default)	EEPROM Address set to 0xA4
		OE_N Off	EEPROM Address set to 0xA0

Table 1. JUMPERS AND HEADERS (continued)

Jumper/Header No.	Jumper/Header Name	Pins	Description
SW3	SAADR	ADR1 On, ADR0 On (Default)	Address set to 0xB8
		ADR1 On, ADR0 Off	Address set to 0xB0
		ADR1 Off, ADR0 On	Address set to 0x98
		ADR1 Off, ADR0 Off	Address set to 0x90
SW4	CLK_SELECT	Position 1 (Default)	Connects to on-board 27 MHz oscillator
		Position 2	Connects to on-board 27 MHz oscillator
		Position 3	Connects to EXTCLK from J3
SW5	ON_LED	On (Default)	Connects LED indicator to +VDD_BUS
		Off	Turn off LED indicator

Interfacing to ON Semiconductor Demo 2X Baseboard

The ON Semiconductor Demo 2X baseboard has a similar 26-pin connector which mates with J2 of the

headboard. The four mounting holes secure the baseboard and the headboard with spacers and screws.

ON Semiconductor and the ON Semiconductor logo are trademarks of Semiconductor Components Industries, LLC dba ON Semiconductor or its subsidiaries in the United States and/or other countries. ON Semiconductor owns the rights to a number of patents, trademarks, copyrights, trade secrets, and other intellectual property. A listing of ON Semiconductor's product/patent coverage may be accessed at www.onsemi.com/site/pdf/Patent-Marking.pdf. ON Semiconductor is an Equal Opportunity/Affirmative Action Employer. This literature is subject to all applicable copyright laws and is not for resale in any manner.

The evaluation board/kit (research and development board/kit) (hereinafter the "board") is not a finished product and is as such not available for sale to consumers. The board is only intended for research, development, demonstration and evaluation purposes and should as such only be used in laboratory/development areas by persons with an engineering/technical training and familiar with the risks associated with handling electrical/mechanical components, systems and subsystems. This person assumes full responsibility/liability for proper and safe handling. Any other use, resale or redistribution for any other purpose is strictly prohibited.

The board is delivered "AS IS" and without warranty of any kind including, but not limited to, that the board is production-worthy, that the functions contained in the board will meet your requirements, or that the operation of the board will be uninterrupted or error free. ON Semiconductor expressly disclaims all warranties, express, implied or otherwise, including without limitation, warranties of fitness for a particular purpose and non-infringement of intellectual property rights.

ON Semiconductor reserves the right to make changes without further notice to any board.

You are responsible for determining whether the board will be suitable for your intended use or application or will achieve your intended results. Prior to using or distributing any systems that have been evaluated, designed or tested using the board, you agree to test and validate your design to confirm the functionality for your application. Any technical, applications or design information or advice, quality characterization, reliability data or other services provided by ON Semiconductor shall not constitute any representation or warranty by ON Semiconductor, and no additional obligations or liabilities shall arise from ON Semiconductor having provided such information or services.

The boards are not designed, intended, or authorized for use in life support systems, or any FDA Class 3 medical devices or medical devices with a similar or equivalent classification in a foreign jurisdiction, or any devices intended for implantation in the human body. Should you purchase or use the board for any such unintended or unauthorized application, you shall indemnify and hold ON Semiconductor and its officers, employees, subsidiaries, affiliates, and distributors harmless against all claims, costs, damages, and expenses, and reasonable attorney fees arising out of, directly or indirectly, any claim of personal injury or death associated with such unintended or unauthorized use, even if such claim alleges that ON Semiconductor was negligent regarding the design or manufacture of the board.

This evaluation board/kit does not fall within the scope of the European Union directives regarding electromagnetic compatibility, restricted substances (RoHS), recycling (WEEE), FCC, CE or UL, and may not meet the technical requirements of these or other related directives.

FCC WARNING – This evaluation board/kit is intended for use for engineering development, demonstration, or evaluation purposes only and is not considered by ON Semiconductor to be a finished end product fit for general consumer use. It may generate, use, or radiate radio frequency energy and has not been tested for compliance with the limits of computing devices pursuant to part 15 of FCC rules, which are designed to provide reasonable protection against radio frequency interference. Operation of this equipment may cause interference with radio communications, in which case the user shall be responsible, at its expense, to take whatever measures may be required to correct this interference.

ON Semiconductor does not convey any license under its patent rights nor the rights of others.

LIMITATIONS OF LIABILITY: ON Semiconductor shall not be liable for any special, consequential, incidental, indirect or punitive damages, including, but not limited to the costs of requalification, delay, loss of profits or goodwill, arising out of or in connection with the board, even if ON Semiconductor is advised of the possibility of such damages. In no event shall ON Semiconductor's aggregate liability from any obligation arising out of or in connection with the board, under any theory of liability, exceed the purchase price paid for the board, if any.

For more information and documentation, please visit www.onsemi.com.

PUBLICATION ORDERING INFORMATION

LITERATURE FULFILLMENT:

Email Requests to: orderlit@onsemi.com

ON Semiconductor Website: www.onsemi.com

TECHNICAL SUPPORT

North American Technical Support:

Voice Mail: 1 800-282-9855 Toll Free USA/Canada

Phone: 011 421 33 790 2910

Europe, Middle East and Africa Technical Support:

Phone: 00421 33 790 2910

For additional information, please contact your local Sales Representative